

DRIVE
LIKE
YOUR
FRIEND
DIED
HERE

CITY OF BERKELEY VISION ZERO ACTION PLAN

Approved March 10, 2019
by the Berkeley City Council

ACKNOWLEDGEMENTS

Thank you to the Task Force and Advisory Committee for helping to shape this plan.

VISION ZERO PROGRAM

Eric Anderson, Vision Zero Program
Coordinator
Beth Thomas, Principal Transportation Planner
Farid Javandel, Transportation Manager

TASK FORCE

Dominika Bednarska, Public Works Department
Kerry Birnbach, City Council Office - District 8
Chief Dave Brannigan, Fire Department
Andrew Brozyna, Public Works Department
Steven Buckley, Planning Department
Paul Buddenhagen, City Manager's Office
Jim Cunradi, AC Transit
Lori Droste, City Council – District 8
Stefan Elgstrand, City Mayor's Office
Joe Enke, Public Works Department
Beth Gerstein, City Council Office – District 1
Timothy Green, UC Berkeley Physical and
Environmental Planning
Phillip Harington, Public Works Department
Todd Henry, UC Berkeley Physical and
Environmental Planning
Lisa Hernandez, Health, Housing and Community
Services Department
Lt. Randy Files, Police Department
Jordan Klein, Economic Development
Department
Hamid Mostowfi, Public Works Department
Ryan Murray, Police Department
Nisha Patel, Public Works Department
Alene Pearson, Planning Department
Abe Roman, Fire Department
Lars Skjerping, City Mayor's Office

ADVISORY COMMITTEE

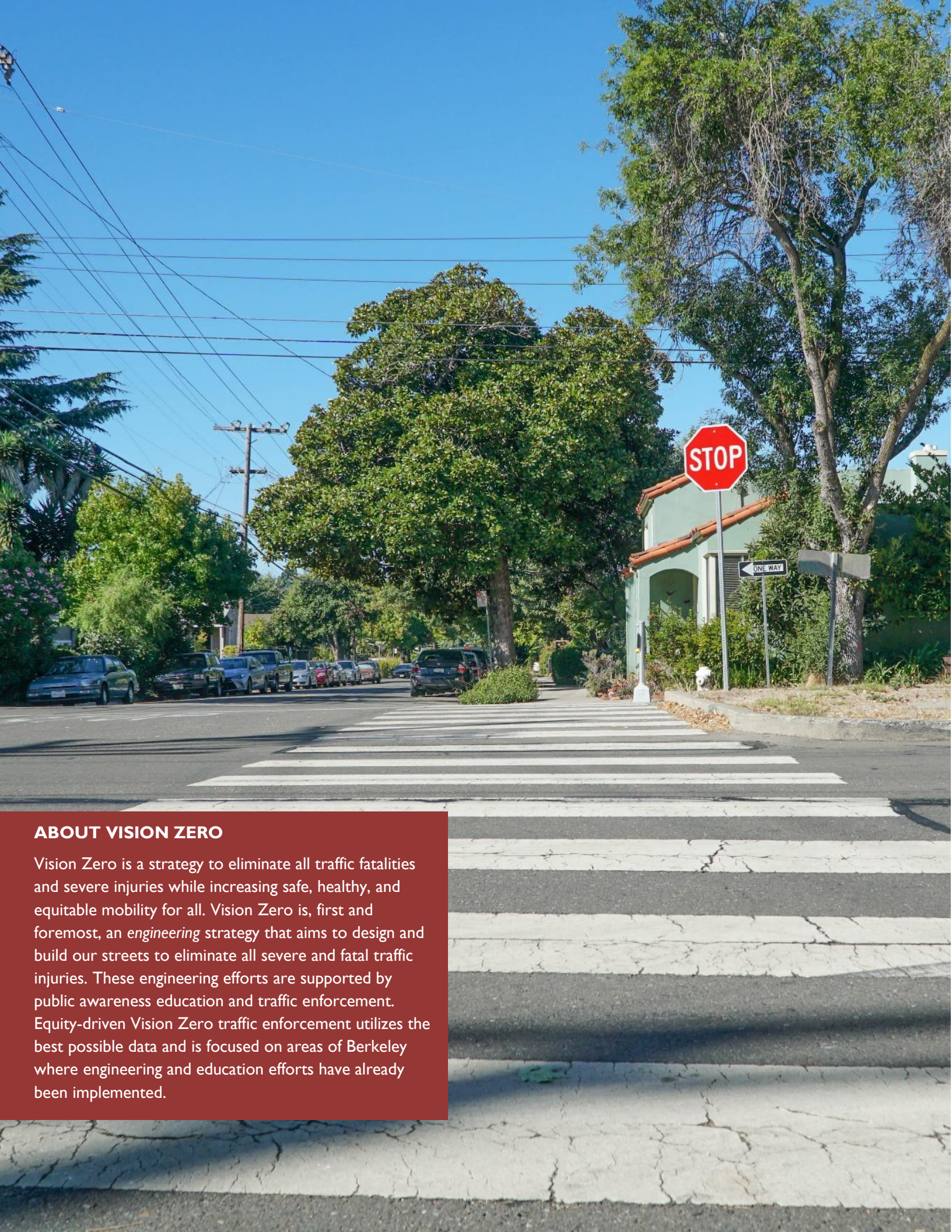
Gwen M. Allamby, Police Review Commission
Stuart Baker, Telegraph Business Improvement
District
Dave Campbell, Bike East Bay
Eugenie Candau, Commission on Aging
John Caner, Downtown Berkeley Association
Ben Gerhardstein, Walk Bike Berkeley
Barnali Ghosh, Transportation Commission
Shane Krpata, Public Works Commission
Beatriz Leyva-Cutler, Berkeley Unified School
Board
Liza Lutzker, Safe Routes to Schools and Walk
Bike Berkeley
Petra Liljestrand, Berkeley resident
Ethel Murphy, Commission on Aging
Helen Walsh, Commission on Disability
Sara Zimmerman, Safe Routes Partnership

CONSULTANT TEAM

Natalie Chyba, Fehr & Peers
Meghan Mitman, Fehr & Peers
Karina Schneider, Fehr & Peers
Dana Weissman, Fehr & Peers
Katie Miller, Left Lane Advisors

TABLE OF CONTENTS

Introduction	1
Accountability	3
Equity	3
Priority Actions	4
Glossary	6
Why We Need Vision Zero	7
Berkeley Needs Vision Zero	9
Vision Zero is about the 4%	9
Vision Zero is about mode	9
Vision Zero is about Traffic Violations	10
Locations of Severe and Fatal Collisions	12
Map of High-injury Streets	13
Vision and Guiding Principles	15
Taking Action	19
The Vision Zero Program	21
Safer Streets for Everyone	21
Safer Streets By Everyone	21
1.1 The Vision Zero Program: Collaboration	22
1.2 The Vision Zero Program: Capacity	23
1.3 The Vision Zero Program: Transparency and Equity	24
2.1 Safer Streets for Everyone: Project Planning and Development	25
2.2 Safer Streets for Everyone: Project Design.....	26
2.3 Safer Streets for Everyone: Project Delivery.....	27
3.1 Safer Streets by Everyone: Public Awareness	28
3.2 Safer Streets by Everyone: Enforcement	29
Appendices	31
Appendix A: Vision Zero Action Plan Timeline & Process Diagram	
Appendix B: Prioritized Vision Zero Actions Matrix	
Appendix C: SWITRS Violation Code Data Tables	




ABOUT VISION ZERO

Vision Zero is a strategy to eliminate all traffic fatalities and severe injuries while increasing safe, healthy, and equitable mobility for all. Vision Zero is, first and foremost, an *engineering* strategy that aims to design and build our streets to eliminate all severe and fatal traffic injuries. These engineering efforts are supported by public awareness education and traffic enforcement. Equity-driven Vision Zero traffic enforcement utilizes the best possible data and is focused on areas of Berkeley where engineering and education efforts have already been implemented.



INTRODUCTION





CAPTURING SITES OF FATAL AND SEVERE COLLISIONS

All photos in this plan were taken at locations in Berkeley where someone lost their life or sustained a severe injury in a traffic collision. The images demonstrate that there is rarely any way for someone passing by to know a tragedy took place, since things often continue as they did before. Vision Zero challenges this status quo and strips away the societal acceptance that fatal and severe traffic collisions are a necessary byproduct of mobility. As part of this plan, rapid-response communications and safety project protocols will be established to help tell victims' stories and deliver quick-build projects where engineering countermeasures may effectively improve safety.

Every year, an average of two people die and 21 people are severely injured in Berkeley due to traffic violence. Vision Zero is about recognizing that these deaths and severe injuries are preventable and unacceptable – no one should lose their life or experience a life-altering injury while traveling on Berkeley streets, no matter who they are or how they travel.

We began our commitment to Vision Zero in 2018 through the adoption of a Vision Zero resolution to end all traffic-related deaths and severe injuries on City streets by 2028. Since then, we have established two working groups: a Task Force, comprised of key City staff, elected officials, and partner agencies; and an Advisory Committee, comprised of representatives from advocacy groups, the public, Berkeley Unified School District, and City of Berkeley Commissions. The Task Force and Advisory Committee have worked together to craft the Vision, Guiding Principles, and Actions presented in this plan. To learn more about the process, see **Appendix A: Vision Zero Action Plan Development**.

While every action item introduced in this plan is fundamental to the success of Vision Zero, the priority actions presented on the next page are the near-term focus of Vision Zero in Berkeley, based on feedback from the Task Force and Advisory Committee on existing resources, and staff and community priority. The full list of actions for the City of Berkeley is introduced later in this plan, in “Taking Action.”

Throughout the development of this plan, two key themes were frequently discussed: this plan must be accountable, and this plan must be crafted through an equity lens.

ACCOUNTABILITY

This plan takes strategic and pointed actions to keep Vision Zero front and center in the City of Berkeley – calling for continuous plan updates to remain in line with best practices and trends; an audit conducted by the City Auditor to make sure Vision Zero has the appropriate level of staff and resources to be effective; and building redundancy by integrating Vision Zero actions into other guiding documents, including the Berkeley Strategic Plan and departmental work plans.

EQUITY

This plan is equity-driven, starting with recognizing that we do not understand the full magnitude of inequities today due to gaps in key safety datasets. The plan recommends that we utilize Berkeley Police Department collision report data to better understand who are the victims of traffic collisions; perform a robust assessment of other key gaps in safety datasets as part of the first update to this plan; and elevate community voices to understand the perception of safety and personal security in our most vulnerable communities. This plan also includes actions to create a traffic ticket diversion program for bicyclists and pedestrians, and calls for partnerships with community-based organizations and culturally-relevant and context-specific outreach and educational campaigns. The plan emphasizes engineering and education actions first, supported by equity- and data-driven traffic enforcement conducted consistent with the City of Berkeley’s Fair and Impartial Policing Policy.

PRIORITY ACTIONS

- **Establish a standing Vision Zero Coordinating Committee** consisting of City staff, Commissioners, partner institutions, members of the community, advocacy groups, and community-based organizations who have a role in advancing Vision Zero action items with quarterly meetings organized around a predetermined annual agenda. Seek to establish a funding source to compensate members of the community and community-based organizations to enable their participation.
- **Conduct a citywide Vision Zero Action Plan assessment** of existing staffing and funding capacity to complete Vision Zero action items.
 - **Create a staffing matrix** of existing and proposed staff for the delivery of high-priority Vision Zero action items. New or realigned staff needs are anticipated in Public Works safety project team; Public Works Vision Zero Program support staff; Public Information Officers in key Vision Zero departments, including Police and Health, Housing, and Community Services; Berkeley Police Department Vision Zero collision data analysis; Health, Housing, and Community Service Vision Zero data analysis and public awareness programs.
 - **Establish a milestone staffing and funding schedule** to complete high-priority Vision Zero action items, including City and grant funds.
- **Proactively build capital-intensive and quick-build safety projects** on all Vision Zero High-Injury Streets on a schedule to complete such projects by 2028.

PRIORITIZATION APPROACH

This plan prioritizes engineering, education, and public awareness before enforcement to achieve Vision Zero in Berkeley. Each action item is prioritized based on feedback from the Task Force and Advisory Committee on existing resources, and staff and community priority, as well as the potential transformative impact of each item:

- **Existing Resources:** Actions are prioritized that likely already have the needed resources, both staff and funding, to deliver.
- **Staff Priority:** Actions are prioritized that are of interest and priority to the Task Force and Vision Zero Program staff.
- **Community Priority:** Actions are prioritized that are of interest and priority to the Advisory Committee.
- **Transformative/High Impact:** Actions are prioritized that would have major positive impacts on safety or City collaboration, based on the Institute of Transportation Engineer's *Core Elements of Vision Zero* and ongoing City efforts.

The actions introduced here are the near-term focus for the City of Berkeley. The full list of actions in priority order can be reviewed in **Appendix B: Prioritized Actions Matrix**.

- **Request a Vision Zero Performance Audit** to be performed during the FY21 audit period to evaluate the implementation of the Action Plan and make any additional needed recommendations, including additional and/or realigned staffing and funding, for effective Vision Zero Action Plan implementation. Provide required six-month updates to City Council.
- **Establish a Vision Zero Rapid Response Safety Communication Protocol.** Employ a communication strategy in response to recent severe and fatal collisions aimed at the human element of traffic safety, including health and prevention messaging to the Berkeley community.
- **Support statewide traffic safety legislation** allowing automated speed enforcement by local agencies, designation of speed limits on local streets based on desired safety outcomes rather than the existing prevailing speed, and the reduction of local residential street speed limits to below 25 MPH, which would allow for 20 MPH speed limit on local residential streets, consistent with “20 Is Plenty” campaigns. Utilize existing legislated automated enforcement strategies, such as red light cameras.
- **Establish a Complete Streets Repaving and Development Project Checklist** to ensure proactive and reactive Vision Zero safety infrastructure for people of all ages and abilities are included with each repaving project and in the conditions of approval for development projects. With the Vision Zero Coordinating Committee, consider establishing an equity-driven approach to prioritizing repaving projects.
- **Develop and proactively deliver a Vision Zero branding, promotional, and educational campaign** to increase awareness about Vision Zero and the top traffic violations for severe and fatal injuries in Berkeley, elevating victims’ stories. Regularly update the campaign to ensure it is context-specific, accessible, and culturally relevant. Collaborate with community-based organizations to distribute material and promote messages and public events that normalize active transportation and transit as healthy and responsible transportation choices.
- **Develop a publicly accessible matrix and map to prioritize and track projects.** Prioritize both new/existing requests/referrals and delivery of established infrastructure project lists (e.g., Five Year Repaving Program, BeST Plan, etc.) according to the Vision Zero High-Injury Streets map and equity-driven prioritization from City Council adopted plans such as the Bicycle Plan and forthcoming Pedestrian Plan.
- **Utilize the Berkeley Police Department’s collision report data on parties involved,** such as housing status or whether parties involved are disabled, to help address equity gaps in Statewide Integrated Traffic Records System (SWITRS) collision data. Confirm that Berkeley Police Department report training emphasizes consistent use of these collision report data fields and, if needed, provides training resources for avoiding transportation mode bias in collision reporting. When necessary, update the collision report form to be consistent with emerging mobility modes.
- **Focus traffic enforcement efforts proportionately on the most significant traffic violations for severe and fatal collisions by party at fault.** Focus enforcement efforts on areas of Berkeley where engineering and education efforts have already been implemented. Conduct traffic enforcement consistent with the City of Berkeley’s Fair and Impartial Policing Policy.

GLOSSARY

Equity

Race, ethnicity, gender, age, socioeconomic status, or physical or mental ability can no longer be used to predict access to safe transportation, and safety and access for all groups are improved.

This definition is adapted from the Government Alliance on Race & Equity's *Racial Equity Toolkit*. The City of Berkeley is a core member of the Government Alliance on Race & Equity (GARE).

Severe Injury

A severe injury is based on the reporting police officer's visual assessment of a victim at the scene of the collision. The California Highway Patrol's *Collision Investigation Manual* defines a severe injury as an injury other than a fatal injury which results in broken bones, dislocated or distorted limbs, severe lacerations, or unconsciousness at or when taken from the collision scene. It does not include minor lacerations. Some severe injuries may not be classified as such by the reporting officer if they are not visible or otherwise apparent.

Vulnerable Users

Users of the roadway that are more vulnerable to traffic-related death or injury due to their demographic, socioeconomic status, physical or mental ability, or mode of travel. This may include people of color, people with no or low income, people with no or limited English proficiency, people experiencing homelessness, youth, seniors, people with disabilities, and people who walk and bike.





WHY WE NEED
VISION ZERO.

BERKELEY NEEDS VISION ZERO

Every year, on average two people die and 21 people sustain severe injuries on Berkeley streets due to traffic violence. This is unacceptable and preventable – no one should lose their life or suffer a life-altering injury when traveling in our city. All statistics presented on this page are based on data between 2013 and 2017 - the most recent five years of collision data available through the Statewide Integrated Traffic Records System (SWITRS).

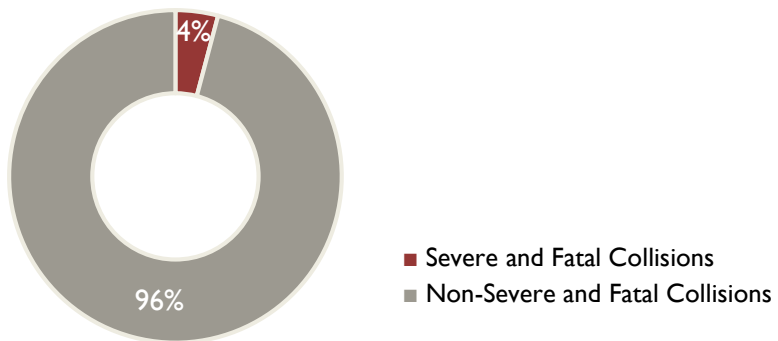
DISPROPORTIONATE BURDEN

We know that people of color, people with no or low income, people with no or limited English proficiency, people experiencing homelessness, youth, seniors, and people with disabilities are over-represented in fatal and severe injury collisions, but we currently have limited data within SWITRS collision reports to understand the magnitude of the disproportionate burden. This plan addresses those data gaps head-on and establishes strategies to start collecting and utilizing more meaningful data to understand inequities on our streets. We also are not waiting for more data to take an equity-driven approach to Vision Zero. Read more about our proposed strategies in “Taking Action.”

VISION ZERO IS ABOUT THE 4%

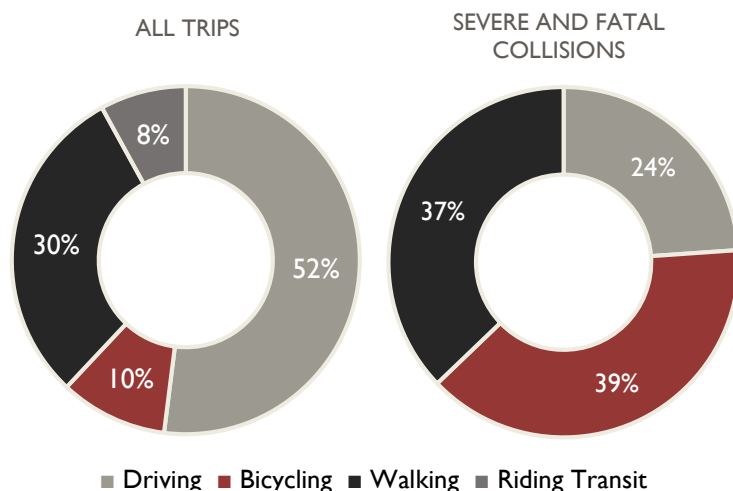
On average, 4% of collisions on Berkeley streets result in a fatality or severe injury.

That is 4% too many.



VISION ZERO IS ABOUT MODE

Collisions disproportionately impact people riding bicycles and people walking. The numbers are stark – collisions involving someone riding a bicycle or walking make up almost **80%** of collisions that result in death or severe injury, despite making up just **40%** of trips in Berkeley.



Collision Data: SWITRS five-year injury collision data, 2013-2017

Mode Data: California Household Travel Survey for the City of Berkeley, 2012

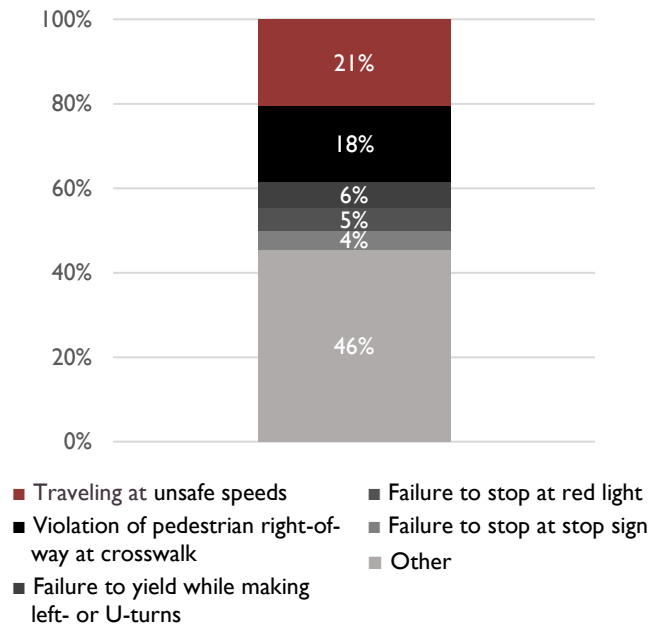
VISION ZERO IS ABOUT TRAFFIC VIOLATIONS

Every collision involves multiple factors. The top traffic violations reported during the years 2013 to 2017 for collisions in Berkeley that resulted in death or severe injury were **traveling at unsafe speeds, violation of pedestrian right-of-way at a crosswalk, failure to yield while making left or U-turns, failure to stop at a red light, and failure to stop at a stop sign**. Vision Zero focuses on the most significant factors associated with severe and fatal traffic collisions in order to make the greatest impact.

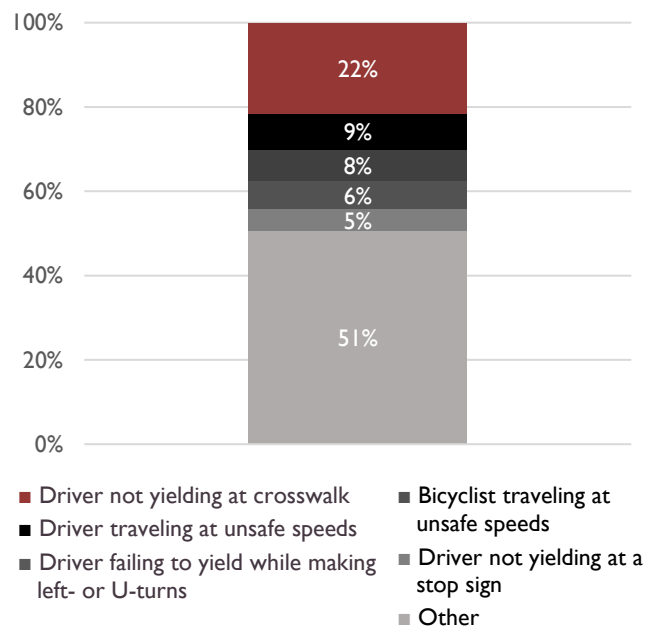
Safety is also about how we share public space and how we interact on our streets. When we consider the primary party at fault, the top traffic violations for severe and fatal vehicle-involved collisions in Berkeley were **drivers not yielding at crosswalks; drivers traveling at unsafe speeds; drivers failing to yield to oncoming traffic when making a left- or U-turn; bicyclists traveling at unsafe speeds; and drivers not yielding at stop signs**. While party at fault data is subjective and may not include the victim's perspective, it can add to our understanding of the unsafe behaviors that result in severe and fatal collisions.

Violation data tables are provided in **Appendix C: SWITRS Violation Code Data Tables**.

TOP VIOLATIONS IN SEVERE AND FATAL COLLISIONS



TOP VIOLATIONS BY PARTY AT FAULT IN SEVERE AND FATAL COLLISIONS



**WHY DO WE FOCUS ON SPEED?
BECAUSE SPEED KILLS.**

HIT BY A VEHICLE TRAVELING AT:

**20
MPH**



9 out of 10 pedestrians survive

HIT BY A VEHICLE TRAVELING AT:

**30
MPH**



5 out of 10 pedestrians survive

HIT BY A VEHICLE TRAVELING AT:

**40
MPH**



1 out of 10 pedestrians survive

Source: US Department of Transportation, Literature Review on Vehicle Travel Speeds and Pedestrian Injuries March 2000



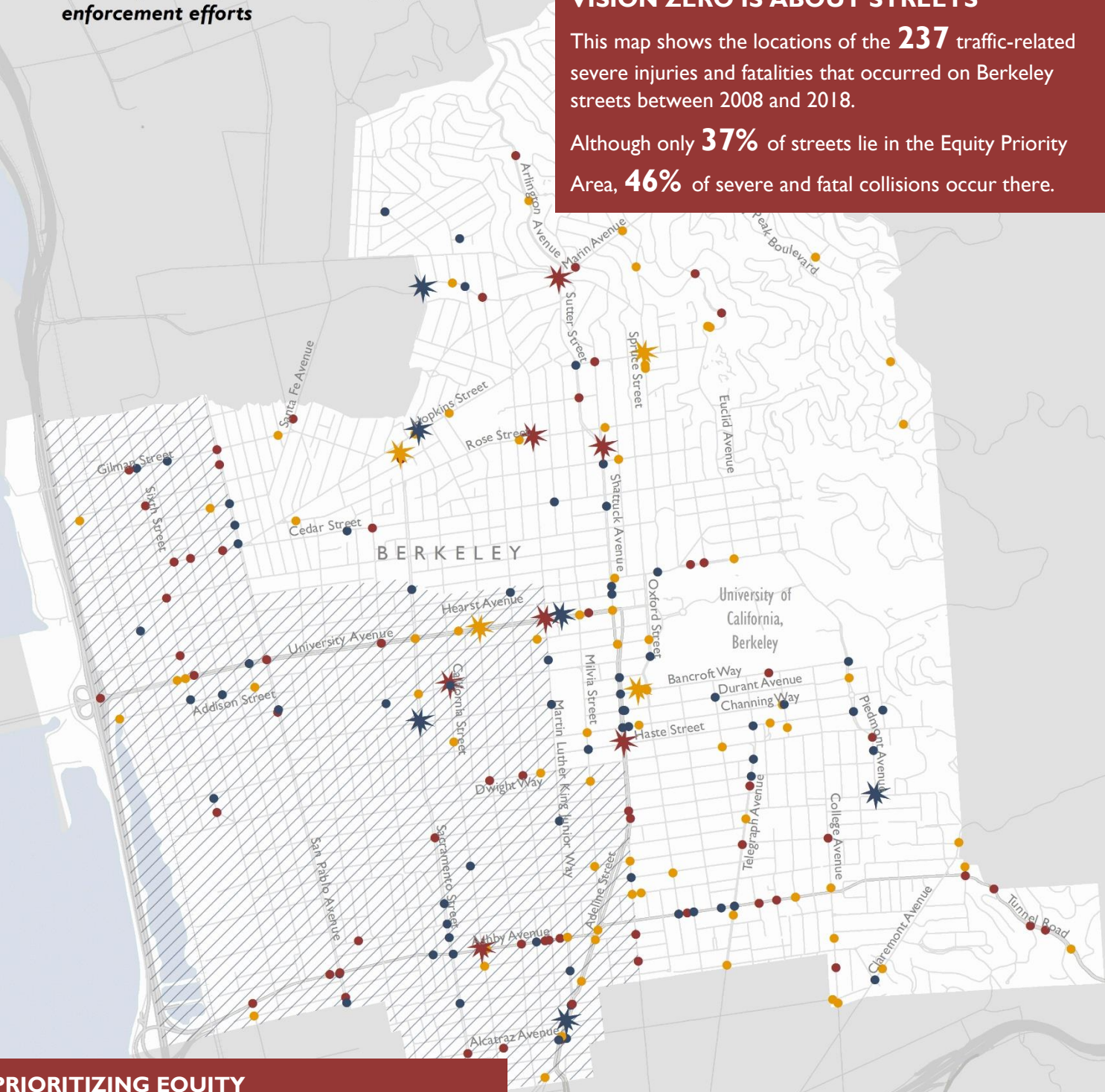
LOCATIONS OF SEVERE AND FATAL COLLISIONS

This map is not for use in developing focused enforcement efforts

VISION ZERO IS ABOUT STREETS

This map shows the locations of the **237** traffic-related severe injuries and fatalities that occurred on Berkeley streets between 2008 and 2018.

Although only **37%** of streets lie in the Equity Priority Area, **46%** of severe and fatal collisions occur there.



PRIORITIZING EQUITY

Lower income residents and people of color are disproportionately impacted by the risk of traffic injuries and fatalities. The Equity Priority Area considers historic Home Owners' Loan Corporation "redlining," racial/ethnic composition, property value, and cultural centers to guide the City of Berkeley in prioritizing infrastructure projects that remedy systemic inequity. A full description of the Equity Priority Area methodology can be found in the City of Berkeley Pedestrian Plan.

/// Equity Priority Area

Collision Type

- ★ Bicycle - Fatal
- ★ Pedestrian - Fatal
- ★ Driver - Fatal
- Bicycle - Severe Injury
- Pedestrian - Severe Injury
- Driver - Severe Injury

Collision Data: SWITRS ten-year injury collision data, 2008-2018

HIGH-INJURY STREETS

This map is not for use in developing focused enforcement efforts

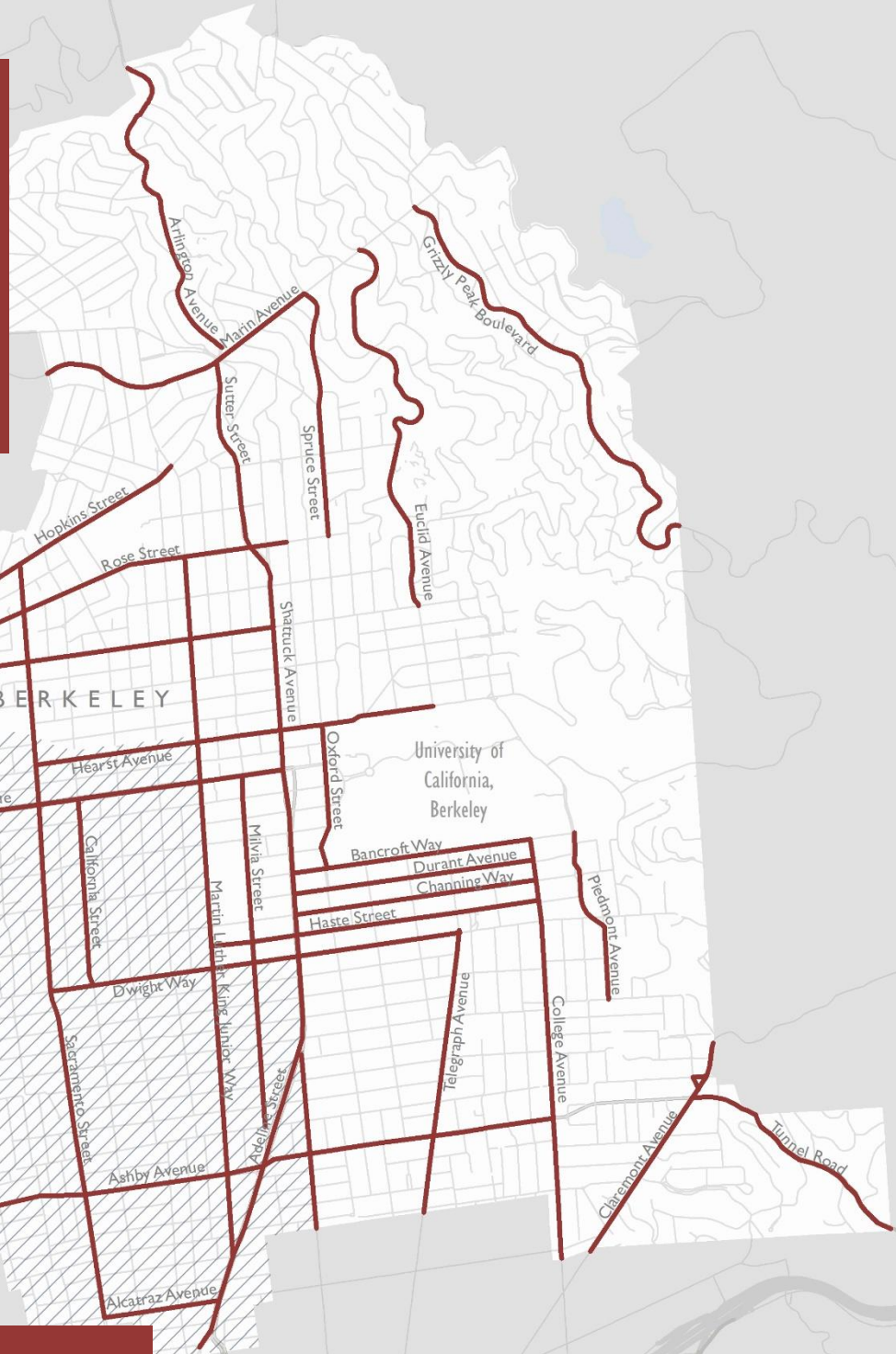
VISION ZERO IS ABOUT STREETS

The High-Injury Streets map represents the City of Berkeley's streets with the most severe injuries and fatalities based on data between 2008 and 2018.

91% of Berkeley's severe and fatal collisions occur on just **16%** of City streets.

PRIORITIZING EQUITY

Lower income residents and people of color are disproportionately impacted by the risk of traffic injuries and fatalities. The Equity Priority Area considers historic Home Owners' Loan Corporation "redlining," racial/ethnic composition, property value, and cultural centers to guide the City of Berkeley in prioritizing infrastructure projects that remedy systemic inequity. A full description of the Equity Priority Area methodology can be found in the City of Berkeley Pedestrian Plan.



- High-Injury Streets
- /// Equity Priority Area

Collision Data: SWITRS ten-year injury collision data, 2008-2018



VISION AND GUIDING PRINCIPLES

The City of Berkeley is committed to an equity-focused, data-driven effort to eliminate traffic deaths and severe injuries on our city streets by 2028.

1. **Safety is our highest priority.** Human life is more important than speed, convenience, or property. We will evaluate trade-offs and make both proactive and reactive engineering decisions about street design based on this value.
2. **Traffic deaths and severe injuries are preventable and unacceptable.** Using a holistic, data-driven, systems-level approach to street design, we will treat fatal and severe collisions as preventable and unacceptable incidents that can and must be addressed.
3. **People make mistakes.** We will design our streets so that mistakes do not result in death or severe injury.
4. **Slower streets are safer streets.** We will design, construct, and operate our streets for slower speeds with the goal of eliminating all fatal and severe collisions, and protecting our most vulnerable street users.
5. **We will create safer transportation options for people who walk, bike, and take transit.** Creating safer and more comfortable transportation options for people to walk, bike, and take transit can make these modes more attractive and reduce the number of car trips in Berkeley. Fewer car trips can mean fewer severe and fatal collisions.






6. **Street safety must be achieved equitably.** We will respond to the disproportionate burden of traffic deaths and severe injuries on people of color, people with no or low income, people with no or limited English proficiency, people experiencing homelessness, youth, seniors, people with disabilities, and people who walk and bike. Enforcement strategies recommended as part of this plan will be designed to minimize racial profiling. Further, this plan emphasizes engineering and education actions first, supported by equity- and data-driven enforcement in an effort to conduct equitable traffic enforcement consistent with the City of Berkeley's Fair and Impartial Policing Policy.
7. **Vision Zero will be accountable, transparent, and data-driven.** Actions will be data-driven to respond to the causal factors of deaths and severe injuries on Berkeley streets. This response will utilize both proven methods and innovative strategies. We will perform annual monitoring, reporting, and evaluation through an equity lens. We will communicate clearly what resources are necessary to achieve Vision Zero, why street design modifications are proposed, and the basis for prioritizing competing improvements.



TAKING ACTION



The City of Berkeley’s Vision Zero action items described on the following pages demonstrate a **comprehensive, integrated approach** to get the City to zero. They rest on three pillars: 1) The Vision Zero Program, 2) Safer Streets for Everyone, and 3) Safer Streets by Everyone. This plan prioritizes engineering, education, and public awareness before enforcement strategies to achieve Vision Zero in Berkeley.



THE VISION ZERO PROGRAM

1.1 Collaboration

Collaborate with City departments, regional and community partners, and mobility providers to achieve Vision Zero goals. Continue commitment from Berkeley elected officials.

1.2 Capacity

Build sustainable funding and staffing to complete Vision Zero action items, including program management, data analysis, infrastructure projects, and education, engagement, and enforcement.

1.3 Transparency and Equity

Establish a milestone reporting schedule. Incorporate equity into data collection, analytics, evaluation, engagement, and reporting.



SAFER STREETS FOR EVERYONE

2.1 Project Planning and Development

Prioritize high-injury streets and the most vulnerable street users.

ACTION ITEM DEVELOPMENT

These actions represent months of collaboration and coordination between the Task Force and Advisory Committee and build on opportunity areas established through a comprehensive review of best practices and Berkeley’s current safety efforts.

2.2 Project Design

Design for vulnerable users of the transportation network, including people of all ages and abilities.

2.3 Project Delivery

Deliver Vision Zero traffic safety infrastructure improvements both reactively and proactively.



SAFER STREETS BY EVERYONE

3.1 Public Awareness

Create a culture of traffic safety by promoting awareness through public information programs and campaigns.

3.2 Enforcement

Transition from a request-based to an equitable and data-driven enforcement strategy focused on the most significant safety violations resulting in fatalities and severe injuries.

I.I THE VISION ZERO PROGRAM: COLLABORATION

Priority	Action	Lead Department	Timeline
☆	Establish a standing Vision Zero Coordinating Committee consisting of City staff, Commissioners, partner institutions, members of the community, advocacy groups, and community-based organizations who have a role in advancing Vision Zero action items with quarterly meetings organized around a predetermined annual agenda. Seek to establish a funding source to compensate members of the community and community-based organizations to enable their participation.	City Manager's Office	
	Incorporate Vision Zero goals and actions into plan and policy updates of all departments and partner institutions, including the upcoming City of Berkeley Zoning Ordinance update and General Plan Update, UC Berkeley's Long-Range Development Plan, Berkeley Unified School District's Sustainability Plan, the City's Strategic Plan, Departmental Priority Projects Lists, and departmental and individual staff work plans.	City Manager's Office	
	With the Metropolitan Transportation Commission, Alameda County Transportation Commission, and Alameda County Department of Public Health, establish a peer-to-peer Bay Area Vision Zero Network for information-sharing and collaboration on countywide and regional initiatives such as a public health analysis of collision victim hospital data.	Mayor's Office	
	Develop a focused, strategic Vision Zero staff training plan to send key staff responsible for implementing the Vision Zero Action Plan, such as Public Works, Police, Health, Housing, and Community Services, and City Manager's Office and elected officials, to Vision Zero-related conferences and trainings.	City Manager's Office	

I.2 THE VISION ZERO PROGRAM: CAPACITY

Priority	Action	Lead Department	Timeline
☆	<p>Conduct a citywide Vision Zero Action Plan assessment of existing staffing and funding capacity to complete Vision Zero action items.</p> <ul style="list-style-type: none"> • Create a staffing matrix of existing and proposed staff for the delivery of high-priority Vision Zero action items. New or realigned staff needs are anticipated in the areas listed below: <ul style="list-style-type: none"> ○ Public Works safety project team ○ Public Works Vision Zero Program support staff ○ Public Information Officers in key Vision Zero departments including Police and Health, Housing, and Community Services ○ Berkeley Police Department Vision Zero collision data analysis ○ Health, Housing, and Community Services Vision Zero data analysis and public awareness programs • Establish a milestone staffing and funding schedule to complete high-priority Vision Zero action items, including City and grant funds. 	City Manager's Office; Public Works	
☆	<p>Request a Vision Zero Performance Audit to be conducted during the FY21 audit period to evaluate the implementation of the Action Plan and make any needed recommendations, including additional and/or realigned staffing and funding, for effective Vision Zero Action Plan implementation. Provide required six-month updates to City Council.</p>	Public Works	

I.3 THE VISION ZERO PROGRAM: TRANSPARENCY AND EQUITY

Priority	Action	Lead Department	Timeline
☆	<p>Utilize the Berkeley Police Department’s collision report data on parties involved, such as housing status or whether parties involved are disabled, to help address equity gaps in Statewide Integrated Traffic Records System (SWITRS) collision data. Confirm that Berkeley Police Department report training emphasizes consistent use of these collision report data fields and, if needed, provides training resources for avoiding transportation mode bias in collision reporting. When necessary, update the police collision report form to be consistent with emerging mobility modes.</p>	Public Works; Police	
	<p>Provide an annual Vision Zero Progress Report, reviewed by the City Auditor, to City Council, City Department Directors, Vision Zero Coordinating Committee, and Transportation Commission, on progress reducing fatal and severe collisions, including in historically underserved neighborhoods, equity in traffic enforcement, and on meeting the funding, staffing, and Vision Zero program delivery schedules. Include an updated Vision Zero High-Injury Streets map. Utilize Berkeley Police Department collision data to supplement the Statewide Integrated Traffic Records System dataset to avoid lag in data availability.</p>	Public Works	
	<p>Complete a full update of the Vision Zero Action Plan every three years to ensure continued relevancy of the Action Plan by integrating advancements in best practices and technologies. The first update will include an equity evaluation to identify gaps in safety and collision datasets and develop milestones to address inequities, as well as identify strategies to include hospital data provided by Alameda County Department of Public Health, linked to emergency medical services data and police reports, in Vision Zero analyses and maps.</p>	Public Works	
	<p>Maintain an understanding of the Berkeley community’s perception of safety and personal security. Focus direct public engagement to residents of Berkeley’s historically underserved neighborhoods and other vulnerable users.</p>	Health, Housing, and Community Services	

2.1 SAFER STREETS FOR EVERYONE: PROJECT PLANNING AND DEVELOPMENT

Priority	Action	Lead Department	Timeline
☆	Develop a publicly accessible matrix and map to prioritize and track projects. Prioritize both new/existing requests/referrals and delivery of established infrastructure project lists (e.g., Five Year Repaving Program, BeST Plan, etc.) according to the Vision Zero High-Injury Streets map and equity-driven prioritization from City Council adopted plans such as the Bicycle Plan and forthcoming Pedestrian Plan.	City Manager's Office	
☆	Establish a Complete Streets Repaving and Development Project Checklist to ensure proactive and reactive Vision Zero safety infrastructure for people of all ages and abilities are included with each repaving project and in the conditions of approval for development projects. With the Vision Zero Coordinating Committee, consider establishing an equity-driven approach to prioritizing repaving projects.	Public Works	
	Establish a Vision Zero Rapid Response Safety Project Protocol that utilizes data from the renamed Fatal Accident Investigation Team (FAIT), to identify quick-build projects if engineering countermeasures may effectively improve safety. The protocol should outline a path forward for Public Works staff to be a part of the immediate on-the-ground response to an investigation of severe and fatal collisions.	Public Works; Police	
	Conduct before and after studies of a sample of Vision Zero quick-build projects to evaluate countermeasure effectiveness where existing understanding is insufficient.	Public Works	
	Undertake a Standards of Coverage/Response Time Study to provide a data-driven understanding of how safety improvements impact emergency response times.	Fire	
	Establish a pre-approved toolbox of traffic safety infrastructure design treatment improvements with the Vision Zero Coordinating Committee to streamline the implementation of projects.	Public Works	

2.2 SAFER STREETS FOR EVERYONE: PROJECT DESIGN

Priority	Action	Lead Department	Timeline
	Establish Vision Zero Design Guidelines that consolidate policies and design guidelines from Council-adopted plans such as the Pedestrian Plan, Bicycle Plan, and Complete Streets Policy to guide Berkeley’s street design, traffic, and parking procedures in order to prioritize safety and reduce the incidence of severe and fatal collisions. Ensure revisions and updates are reviewed by the Vision Zero Coordinating Committee to maintain accessibility for people of all ages and abilities.	Public Works	
	Develop Curbside Management Guidelines and incorporate them into the Vision Zero Guidelines to ensure Berkeley addresses safety concerns at the curb due to existing and emerging mobility options.	Public Works	
	Update the Berkeley Municipal Code to be consistent with the Vision Zero Design Guidelines.	Public Works	
	Refine the existing traffic calming toolbox to include design guidelines for all street types, utilizing Council-adopted plans where applicable. Ensure the traffic calming toolbox is reviewed by the Vision Zero Coordinating Committee to streamline the implementation of projects.	Public Works	

2.3 SAFER STREETS FOR EVERYONE: PROJECT DELIVERY

Priority	Action	Lead Department	Timeline
☆	Proactively build capital-intensive and quick-build safety projects on all Vision Zero High-Injury Streets on a schedule to complete such projects by 2028.	Public Works	
	Reactively build newly identified quick-build projects at locations with recent severe and fatal collisions if engineering countermeasures may effectively improve safety, based on Rapid Response Safety Project Protocol.	Public Works	
	Continue to deliver traffic calming projects. Utilize the traffic calming toolbox and evaluate requests based on an equity- and data-driven approach to implementation for both residential and Vision Zero High-Injury Streets. Increase public awareness of the traffic calming program.	Public Works	

3.1 SAFER STREETS BY EVERYONE: PUBLIC AWARENESS

Priority	Action	Lead Department	Timeline
☆	Develop and proactively deliver a Vision Zero branding, promotional, and educational campaign to increase awareness about Vision Zero and the top traffic violations for severe and fatal injuries in Berkeley, elevating victims' stories. Regularly update the campaign to ensure it is context-specific, accessible, and culturally relevant. Collaborate with community-based organizations to distribute material and promote messages and public events that normalize active transportation and transit as healthy and responsible transportation choices.	Health, Housing, and Community Services	
☆	Establish a Vision Zero Rapid Response Safety Communication Protocol. Employ a communication strategy in response to recent severe and fatal collisions aimed at the human element of traffic safety, including health and prevention messaging to the Berkeley community.	Public Works	
	Partner with UC Berkeley, Berkeley City College, and Berkeley Unified School District to distribute targeted Vision Zero messaging for students.	Public Works	
	Integrate Vision Zero traffic safety awareness and education into training for City employees who drive City vehicles or drive while on City business, including Police, Fire, Public Works, and all City departments and divisions.	City Manager's Office	

3.2 SAFER STREETS BY EVERYONE: ENFORCEMENT

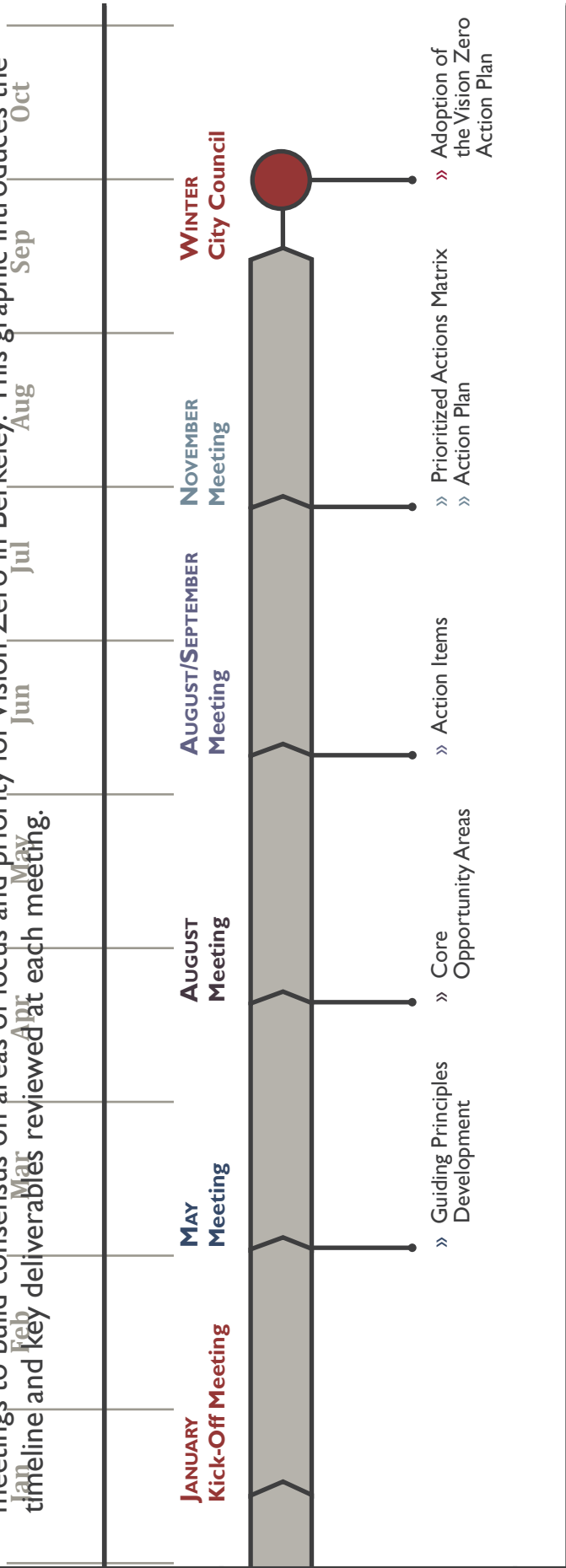
Priority	Action	Lead Department	Timeline
☆	<p>Focus traffic enforcement efforts proportionately on the most significant traffic violations for severe and fatal collisions by party at fault. Focus enforcement efforts on areas of Berkeley where engineering and education efforts have already been implemented. Conduct traffic enforcement consistent with the City of Berkeley’s Fair and Impartial Policing Policy.</p>	Police	
☆	<p>Support state-wide traffic safety legislation allowing automated speed enforcement by local agencies, designation of speed limits on local streets based on desired safety outcomes rather than the existing prevailing speed, and the reduction of local residential street speed limits to below 25 MPH, which would allow for 20 MPH speed limit on local residential streets, consistent with “20 Is Plenty” campaigns. Utilize existing legislated automated enforcement strategies, such as red light cameras.</p>	City Manager’s Office	
	<p>Rename the Fatal Accident Investigation Team to replace the word “accident” with “collision” and include reference to near-fatal and major collisions, to acknowledge that most collisions are preventable, and to be in line with Vision Zero philosophies.</p>	Police	
	<p>Continue and regularly update a collision data-driven enforcement strategy focusing on collision reports from the renamed Fatal Accident Investigation Team (FAIT) to supplement collision data from SWITRS. Focus on areas of Berkeley where engineering and education efforts have already been implemented. Conduct traffic enforcement consistent with the City of Berkeley’s Fair and Impartial Policing policy.</p>	Police	
	<p>Seek opportunities to educate before issuing citations during traffic enforcement.</p>	Police	
	<p>Develop a traffic ticket diversion program for bicycle and pedestrian traffic tickets to promote access to bicycle and pedestrian safety courses and programs.</p>	Police	



APPENDICES

APPENDIX A: VISION ZERO: ACTION PLAN TIMELINE & PROCESS DIAGRAM

The Vision Zero Action Plan development was facilitated by a series of five Task Force and Advisory Committee meetings to build consensus on areas of focus and priority for Vision Zero in Berkeley. This graphic introduces the timeline and key deliverables reviewed at each meeting.



MEETING SCHEDULE

DETAILS & DELIVERABLES

GUIDING PRINCIPLES DEVELOPMENT

An introduction to key Vision Zero concepts that resonate in the City of Berkeley. Meetings included a group exercise to develop Guiding Principles for the Vision Zero Action Plan.

CORE OPPORTUNITY AREAS

A best practices review and benchmarking assessment summarized as core opportunity areas for Berkeley Vision Zero. The best practices review focused on systemic safety strategies from other U.S. cities, while the benchmarking assessment provided an understanding of baseline safety conditions and practices in the City of Berkeley.

ACTION ITEMS

A list of actions to address the identified safety needs, as documented in the Core Opportunity Areas memo.

PRIORITIZED ACTIONS MATRIX

A matrix of prioritized Vision Zero actions for the City of Berkeley, based on input provided throughout the Task Force and Advisory Committee meeting series.

ACTION PLAN

The final summarizing document, documenting the significance of Vision Zero in Berkeley and introducing the City's Vision Zero action items.

APPENDIX B: PRIORITIZED VISION ZERO ACTIONS MATRIX

This matrix documents the action item prioritization for Berkeley's Vision Zero Action Plan. The intention of this prioritization is to help the City determine the list of near-term, immediate actions the City should embark on to achieve Vision Zero. The matrix is not intended to be static – it can be used for each Vision Zero Action Plan update to re-evaluate the near-term focus of Vision Zero for the City. The criteria the prioritization utilizes are:

- **Transformative/High Impact:** Actions are prioritized that would have major positive impacts on safety or City collaboration, based on the Institute of Transportation Engineer's Core Elements of Vision Zero and ongoing City efforts.
- **Existing Resources:** Actions are prioritized that likely already have the needed resources, both staff and funding, to deliver.
- **Staff Priority:** Actions are prioritized that are of interest and priority to the Task Force.
- **Community Priority:** Actions are prioritized that are of interest and priority to the Advisory Committee.

These criteria are based on the existing priorities of the City of Berkeley. The criteria are meant to be fluid and re-evaluated with each new Vision Zero Action Plan update. Each action item will receive a point for each criterion it fulfills. The top performing actions should be the near-term focus of Vision Zero efforts.

PRIORITIZATION RUBRIC

All actions that have a score of 3.5 or greater are considered near-term priorities for the City of Berkeley.

Metric	1	0.5	0
Transformative/ High Impact	Action directly correlates to an ITE Vision Zero Core Element <i>and</i> is an item the City is not currently doing	A Core Element, but lesser transformative impact because the City is already undertaking this effort	Not a Core Element
Existing Resources	High existing staff availability (based on Task Force and Vision Zero Program staff feedback)	Medium existing staff availability	Low existing staff availability
Staff Priority	High priority item (based on Task Force and Vision Zero Program staff feedback)	Medium priority item	Low priority item
Community Priority	High priority item (based on Advisory Committee feedback)	Medium priority item	Low priority item

Berkeley Vision Zero Action Plan

Pillar	Opportunity Area	Action	Transformative/ High Impact	Existing Resources	Staff Priority	Community Priority	Score
VZ Program	Collaboration	Establish a standing Vision Zero Coordinating Committee	1	1	1	1	4
VZ Program	Capacity	Conduct a citywide Vision Zero Action Plan assessment	1	1	1	1	4
Safe Streets for Everyone	Project Delivery	Proactively build capital-intensive and quick-build safety projects	1	0.5	1	1	3.5
VZ Program	Capacity	Request a Vision Zero Performance Audit	1	1	0.5	1	3.5
Safe Streets by Everyone	Public Awareness	Establish a Vision Zero Rapid Response Safety Communication Protocol	1	0.5	1	1	3.5
Safe Streets by Everyone	Enforcement	Support state-wide traffic safety legislation	1	0.5	1	1	3.5
Safe Streets for Everyone	Project Planning & Development	Establish a Complete Streets Repaving and Development Project Checklist	1	0.5	1	1	3.5
Safe Streets by Everyone	Public Awareness	Develop and proactively deliver a Vision Zero branding, promotional, and educational campaign	1	0.5	1	1	3.5
Safe Streets for Everyone	Project Planning & Development	Develop a publicly accessible matrix and map to prioritize and track projects	1	0.5	1	1	3.5
VZ Program	Transparency & Equity	Utilize the Berkeley Police Department's collision report data on parties involved	1	0.5	1	1	3.5
Safe Streets by Everyone	Enforcement	Focus traffic enforcement efforts proportionately on the most significant traffic violations for severe and fatal collisions by party at fault.	1	1	1	0.5	3.5
VZ Program	Collaboration	Incorporate Vision Zero goals and actions into near-term plan and policy updates	1	1	0	1	3
Safe Streets for Everyone	Project Delivery	Reactively build newly identified quick-build projects	1	0.5	0.5	1	3
Safe Streets for Everyone	Project Planning & Development	Establish a Vision Zero Rapid Response Safety Project Protocol	1	0.5	0.5	1	3
Safe Streets for Everyone	Project Design	Establish Vision Zero Design Guidelines that consolidate policies and design guidelines from Council-adopted plans	0.5	0.5	1	1	3
VZ Program	Transparency & Equity	Provide an annual Vision Zero Progress Report	0.5	1	0.5	1	3
VZ Program	Transparency & Equity	Complete a full update of the Vision Zero Action Plan every three years	0.5	1	0.5	1	3
VZ Program	Collaboration	Develop a focused, strategic Vision Zero staff training plan	0.5	0.5	1	1	3
Safe Streets by Everyone	Enforcement	Continue and regularly update a collision data-driven enforcement strategy	0.5	0.5	1	1	3
Safe Streets for Everyone	Project Planning & Development	Conduct before and after studies	1	0.5	1	0.5	3
Safe Streets by Everyone	Enforcement	Seek opportunities to educate before issuing citations	0.5	0.5	0.5	1	2.5

Pillar	Opportunity Area	Action	Transformative/ High Impact	Existing Resources	Staff Priority	Community Priority	Score
Safe Streets by Everyone	Enforcement	<i>Rename the Fatal Accident Investigation Team</i>	0.5	1	0.5	0.5	2.5
VZ Program	Transparency & Equity	<i>Maintain an understanding of the Berkeley community's perception of safety and personal security</i>	1	0	0.5	1	2.5
Safe Streets by Everyone	Public Awareness	<i>Partner with UC Berkeley, Berkeley City College, and Berkeley Unified School District</i>	0.5	0.5	0.5	1	2.5
Safe Streets for Everyone	Project Delivery	<i>Continue to deliver traffic calming projects</i>	1	0.5	0.5	0.5	2.5
Safe Streets by Everyone	Public Awareness	<i>Integrate Vision Zero traffic safety awareness and education into training for City employees</i>	0.5	0.5	0.5	1	2.5
Safe Streets for Everyone	Project Design	<i>Update the Berkeley Municipal Code</i>	0.5	0.5	0.5	0.5	2
Safe Streets for Everyone	Project Planning & Development	<i>Undertake a Standards of Coverage/Response Time Study</i>	0	0.5	0.5	0.5	1.5
Safe Streets by Everyone	Enforcement	<i>Develop a traffic ticket diversion program</i>	0	0	0.5	1	1.5
VZ Program	Collaboration	<i>With the Metropolitan Transportation Commission, Alameda County Transportation Commission, and Alameda County Department of Public Health, establish a peer-to-peer Bay Area Vision Zero Network</i>	0	1	0	0.5	1.5
Safe Streets for Everyone	Project Design	<i>Refine the existing traffic calming toolbox</i>	0.5	0	0.5	0.5	1.5
Safe Streets for Everyone	Project Planning & Development	<i>Establish a pre-approved toolbox of traffic safety infrastructure design treatments</i>	0	0.5	0	0.5	1
Safe Streets for Everyone	Project Design	<i>Develop Curbside Management Guidelines</i>	0	0	0.5	0.5	1

APPENDIX C: SWITRS VIOLATION CODE DATA TABLES

Table I: Cited California Vehicle Code Violation by Party at Fault¹

Cited California Vehicle Code Violation	Party Cited as at Fault						Total
	Driver	Ped	Parked Vehicle	Bicyclist	Other	None Cited	
Traveling at unsafe speeds	11			12			23
Failure to yield at crosswalk	20						20
Failure to yield to oncoming traffic when making a left turn or U-turn	7						7
Failure to stop at a red light	3			3			6
Failure to yield at a stop sign	5						5
Opening door in unsafe conditions	3		1			1	5
Failure to signal	2			2			4
Crossing outside crosswalk or legal crossing	1	3					4
Pedestrian suddenly leaving curb		4					4
Failure to yield to oncoming traffic when entering or crossing road from property or alley	2			1			3
Pedestrian had flashing DON'T WALK		3					3
Passing unsafely	2						2
Driving with 0.04% or more alcohol in blood with a passenger for hire in the vehicle	2						2
Failure to proceed straight or yield properly	1						1
Driving on the wrong side of the road	1						1
Driver passes bicyclist unsafely	1						1
Disobeying traffic control device	1						1
Reckless driving causing bodily injury	1						1
Driving under the influence	1						1
Driving under the influence and driving unlawfully, leading to bodily injury to any person other than the driver	1						1
Driving a vehicle in an unsafe condition or not safely loaded	1						1
Bicyclist has same rights and subject to same rules as motor vehicles				1			1
Driver not yielding to pedestrians during right turn on red		1					1
Pedestrian crossing between signalized intersections		1					1
Failure to stop at stop bar				1			1
No violation cited	1	1		4		6	12
<i>Total</i>	<i>67</i>	<i>13</i>	<i>1</i>	<i>24</i>	<i>1</i>	<i>6</i>	<i>112</i>

Notes:

1. SWITRS five-year severe and fatal injury collision data, 2013-2017

Table 2: Cited CA Vehicle Code Violations by Parties Involved in Severe and Fatal Collisions¹

Violation by Party at Fault for Severe or Fatal Collisions		# of Severe or Fatal Collisions ³	Other Parties Involved ²					
Cited Party at Fault	California Vehicle Code Summary		Driver	Pedestrian	Parked Vehicle	Bicyclist	Other	Solo Collisions
Driver	Failure to yield at crosswalk	20	1	21	0	0	0	0
Driver	Traveling at unsafe speeds	8	3	3	3	1	0	3
Driver	Failure to yield to oncoming traffic when making a left turn or U-turn	7	5	0	0	2	0	0
Bicyclist	Traveling at unsafe speeds	6	5	0	0	1	0	6
Driver	Failure to yield at a stop sign	5	3	0	0	2	0	0
Pedestrian	Pedestrian suddenly leaving curb	4	4	0	0	0	0	0
Driver	Opening door in unsafe conditions	3	0	0	0	3	0	0
Pedestrian	Crossing outside crosswalk or legal crossing	3	3	0	0	0	0	0
Pedestrian	Pedestrian had flashing DON'T WALK	3	3	0	0	0	0	0
Bicyclist	Failure to stop at a red light	3	2	0	0	0	1	0
Driver	Failure to stop at a red light	3	1	1	0	1	0	0
Driver	Driving with 0.04% or more alcohol in blood with a passenger for hire in the vehicle	2	0	1	0	1	0	0
Driver	Failure to signal	2	1	0	0	1	0	0
Driver	Failure to yield to oncoming traffic when entering or crossing road from property or alley	2	1	0	0	1	0	0
Bicyclist	Failure to signal	1	0	0	1	0	0	1
Driver	Passing unsafely	1	1	0	0	0	0	1
Driver	Driving under the influence and driving unlawfully, leading to bodily injury to any person other than the driver	1	0	1	0	0	0	0
Driver	Reckless driving causing bodily injury	1	1	1	0	0	0	0
Other	Opening door in unsafe conditions	1	0	0	0	1	0	0
Parked Vehicle	Opening door in unsafe conditions	1	0	0	0	1	0	0
Bicyclist	Failure to stop at stop bar	1	1	0	0	0	0	0
Driver	Disobeying traffic control device	1	1	0	0	0	0	0
Pedestrian	Pedestrian crossing between signalized intersections	1	1	0	0	0	0	0
Driver	Crossing outside crosswalk or legal crossing	1	0	1	0	0	0	0

Berkeley Vision Zero Action Plan

Violation by Party at Fault for Severe or Fatal Collisions		# of Severe or Fatal Collisions ³	Other Parties Involved ²					Solo Collisions
Cited Party at Fault	California Vehicle Code Summary		Driver	Pedestrian	Parked Vehicle	Bicyclist	Other	
Bicyclist	Failure to yield to oncoming traffic when entering or crossing road from property or alley	1	1	0	0	0	0	0
Driver	Driver passes bicyclist unsafely	1	0	0	0	1	0	0
Pedestrian	Driver not yielding to pedestrians during right turn on red	1	0	0	0	1	0	0
Driver	Failure to proceed straight or yield properly	1	1	0	0	0	0	0
Bicyclist	Bicyclist has same rights and subject to same rules as motor vehicles	1	1	0	0	0	0	0
Driver	Driving a vehicle in an unsafe condition or not safely loaded	0	0	0	0	0	0	1
Driver	Driving under the influence	0	0	0	0	0	0	1
Driver	Driving on the wrong side of the road	0	0	0	0	0	0	1
	No Violation Cited	7	7	1	0	4	0	5
	<i>Total</i>	<i>93</i>	<i>47</i>	<i>30</i>	<i>4</i>	<i>21</i>	<i>1</i>	<i>19</i>

Notes:

1. SWITRS five-year severe and fatal injury collision data, 2013-2017

2. Parties involved will not sum to total number of collisions

3. This number excludes solo collisions. To understand the total number of severe or fatal collisions, sum this column with the number of solo collisions.